

Emergency Response Quick Reference

All 2000-2005 Honda and Acura Vehicles

Recommended Procedures

Fire

- No unusual materials.
- Follow standard procedures.

Secure Vehicle

- Turn ignition off and remove key.
- If key cannot be reached, cut negative battery cable(s).
- Set parking brake.

Airbags

- See illustrations for airbag locations.
- Front and side airbags labeled above airbag locations. Side curtain airbags marked at top of front pillars and middle or rear pillars.
- Deactivation time = up to 3 min. after engine off or negative battery cable(s) cut.
- Temps. 320-356°F (160-180°C) can deploy airbags.

Occupant Extrication

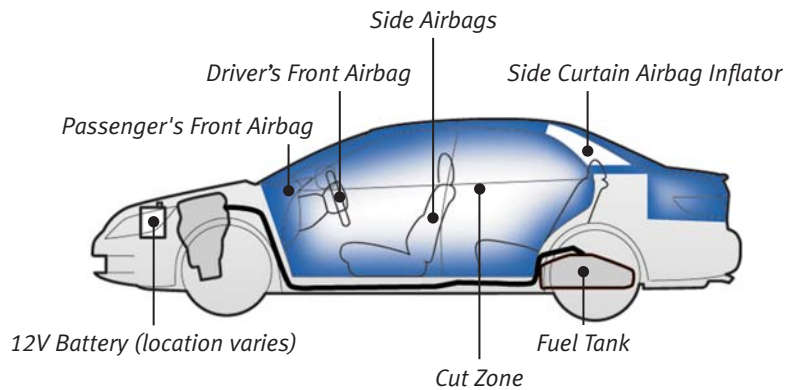
- Observe cut zones.

Vehicle Removal

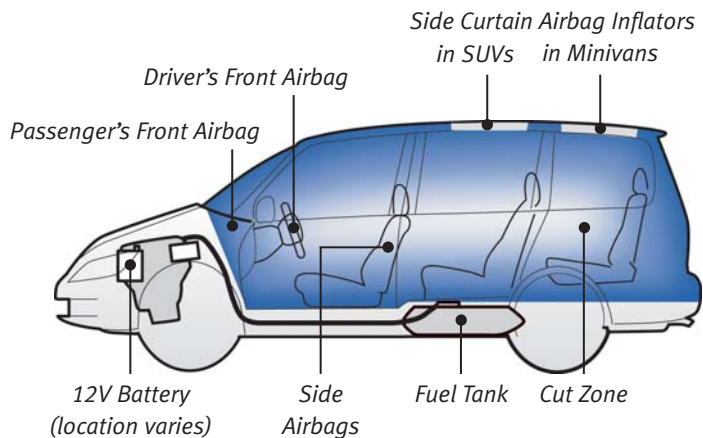
- Use flatbed truck if vehicle repairable.

Key Components and Cut Zones

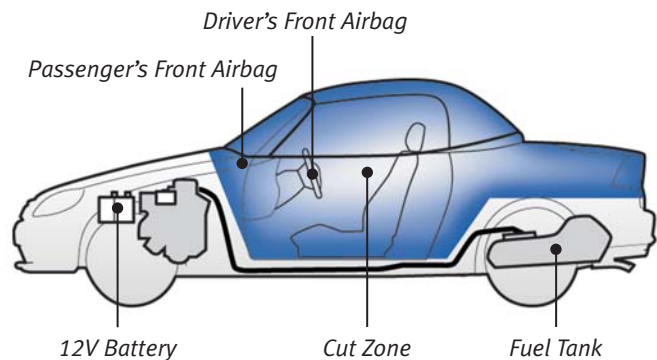
Coupes & Sedans



SUVs & Minivans



2-Seat Vehicles*



*Honda S2000 illustrated. Engine, fuel tank and battery locations vary for Insight and Acura NSX.

